

January Horseplay

English Equitation (#117 Pattern Class)

Show Date: 01/14/2012

w w w . H o r s e S h o w P a t t e r n s . c o m

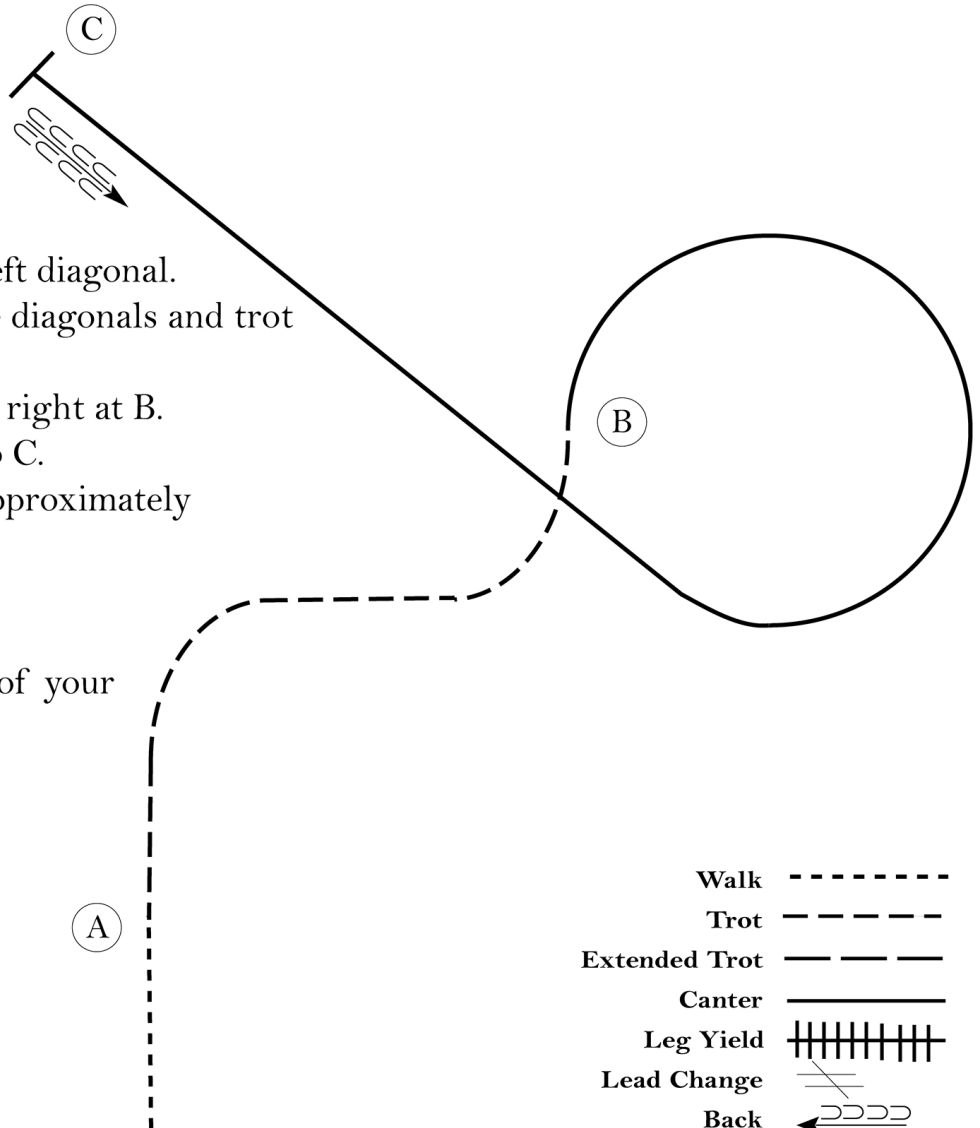
w w w . H o r s e S h o w P a t t e r n s . c o m

Be ready before A.

1. Walk to A.
2. Posting trot on the left diagonal.
3. Halfway to B, change diagonals and trot to B.
4. Canter a circle to the right at B.
5. Continue to canter to C.
7. Stop at C and back approximately one horse length.

Exit at a walk.

Follow the instructions of your ring steward.



Walk	-----
Trot	- - - - -
Extended Trot	-----
Canter	—————
Leg Yield	
Lead Change	↙ ↘
Back	← ← ← ← ←
Marker	⊙
Sidepass	← — — — — →
Hand Gallop	—————

[HSE/1-40]

Pattern Provided by:

Happy New Year!

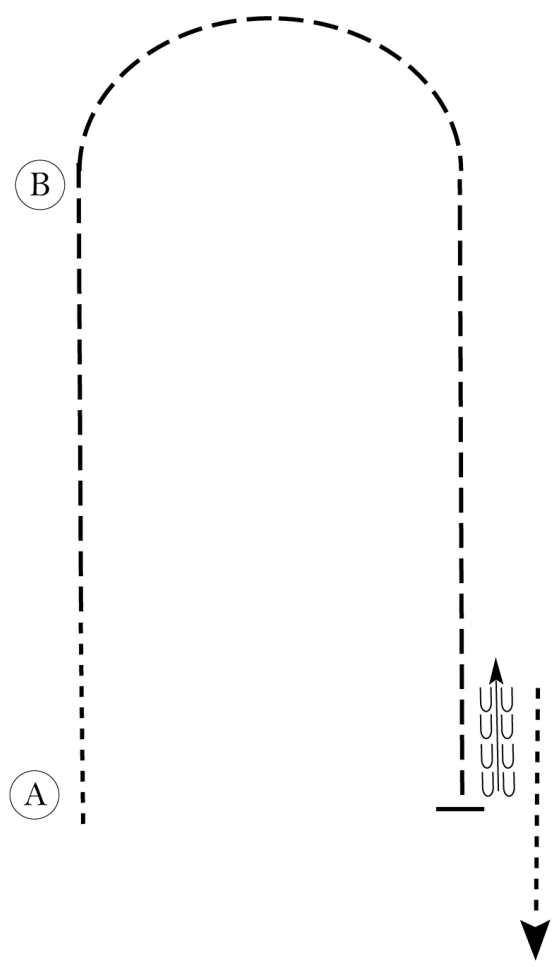
January Horseplay

English Equitation (#99 W/T Pattern Class)

Show Date: 01/14/2012

w w w . H o r s e S h o w P a t t e r n s . c o m

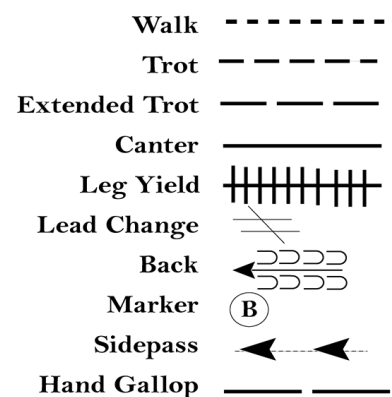
w w w . H o r s e S h o w P a t t e r n s . c o m



Be ready at A.

1. Walk approximately 2 horse lengths.
2. Posting trot on the left diagonal to B.
3. Sitting trot in a half circle until even with B.
4. Posting trot on the right diagonal until even with A.
5. Halt and back approximately one horse length.
6. Exit pattern at a walk.

Follow the instructions of your ring steward.



[HSE/WT-56]

Pattern Provided by:

Happy New Year!

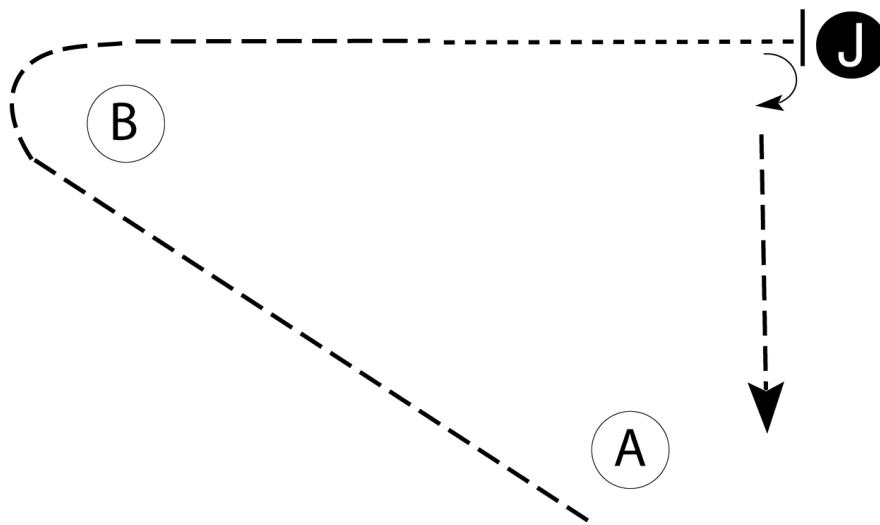
January Horseplay

Showmanship (#12, 14)

Show Date: 01/14/2012

w w w . H o r s e S h o w P a t t e r n s . c o m

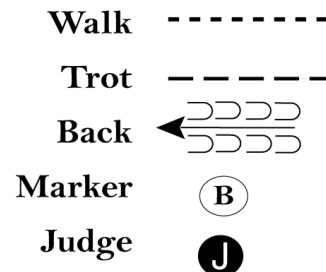
w w w . H o r s e S h o w P a t t e r n s . c o m



Be ready at A.

1. When acknowledged, trot to and around B.
2. Halfway to judge, break to a walk.
3. Walk to judge and set up for inspection.
4. When dismissed, turn 90 degrees..
5. Trot to exit.

Follow the instructions of your ring steward.



[S/1-42]

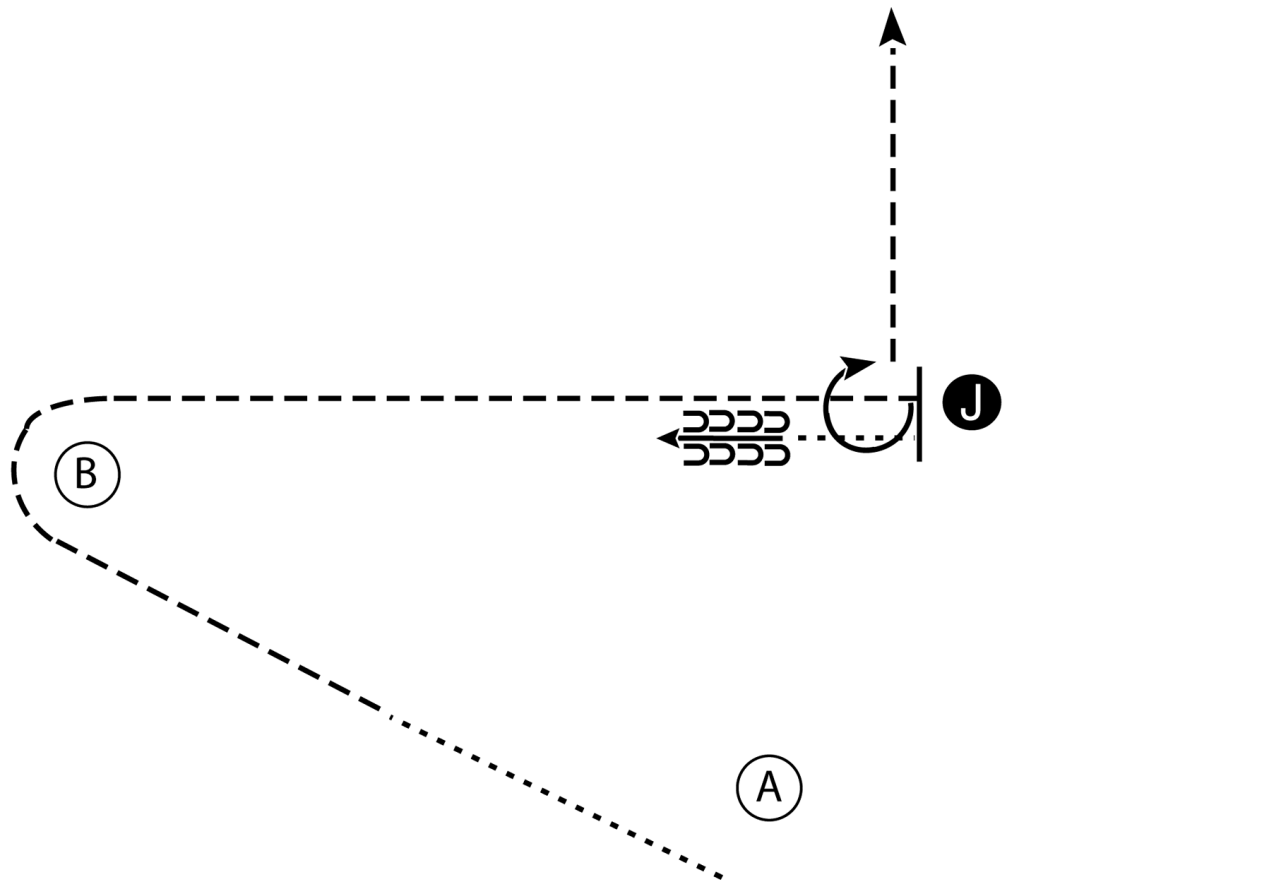
Pattern Provided by:

Happy New Year!

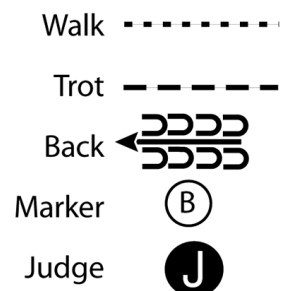
January Horseplay

Showmanship (13, 15, 16, 17, 18)

Show Date: 01/14/2012



1. Walk half way from A to B.
2. Trot around B to the Judge.
3. Stop and back four steps.
4. Walk to Judge and set up for inspection.
5. When dismissed perform a 270 degree turn and trot to line-up.



[S/2-12]

Pattern Provided by:

Happy New Year!

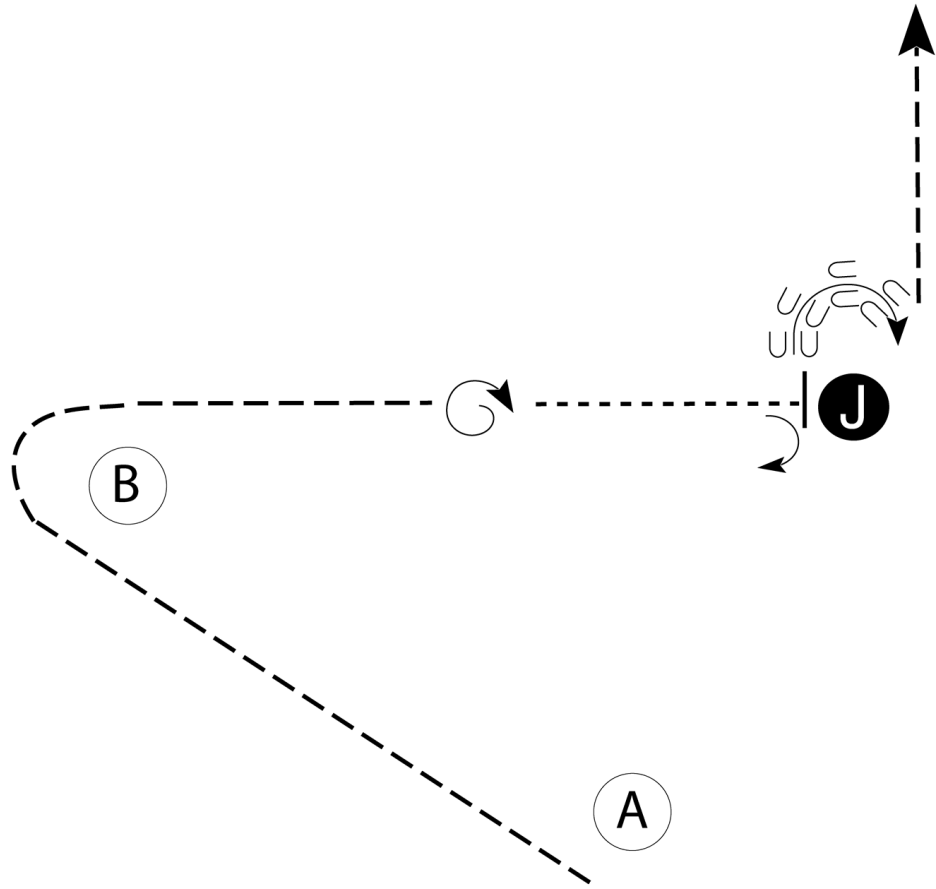
January Horseplay

Showmanship (#19 Advanced)

Show Date: 01/14/2012

w w w . H o r s e S h o w P a t t e r n s . c o m

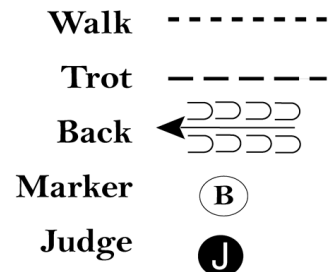
w w w . H o r s e S h o w P a t t e r n s . c o m



Be ready at A.

1. When acknowledged, trot to and around B.
2. Halfway to judge, stop and execute a 360 degree turn.
3. Walk to judge and set up for inspection.
4. When dismissed, turn 90 degrees and back a half circle around judge.
5. Trot to exit.

Follow the instructions of your ring steward.



[S/3-42]

Pattern Provided by:
Happy New Year!

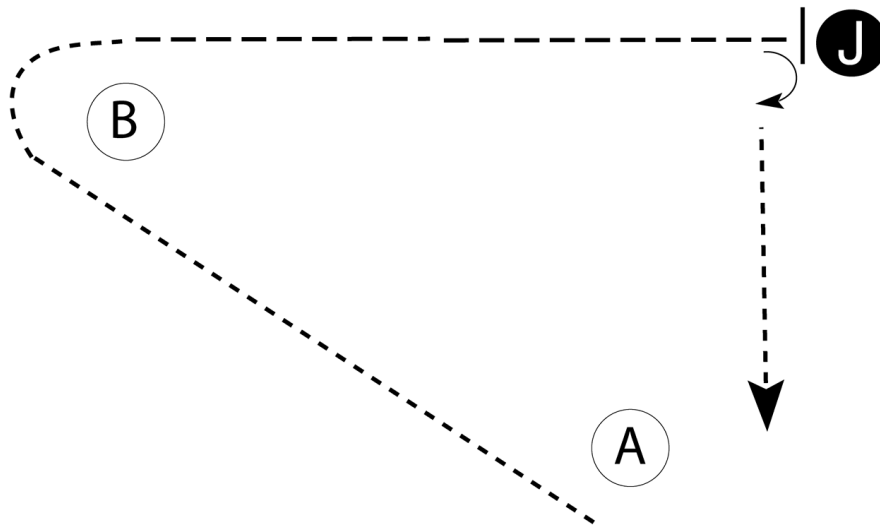
January Horseplay

Showmanship (#11 Small Fry)

Show Date: 01/14/2012

w w w . H o r s e S h o w P a t t e r n s . c o m

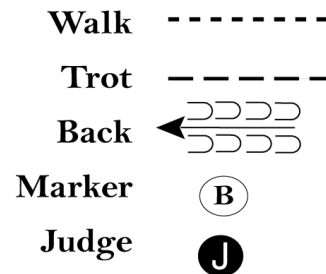
w w w . H o r s e S h o w P a t t e r n s . c o m



Be ready at A.

1. When acknowledged, walk to and around B.
2. Trot from B to judge.
3. Stop at judge and set up for inspection.
4. When dismissed, turn 90 degrees..
5. Walk to exit.

Follow the instructions of your ring steward.



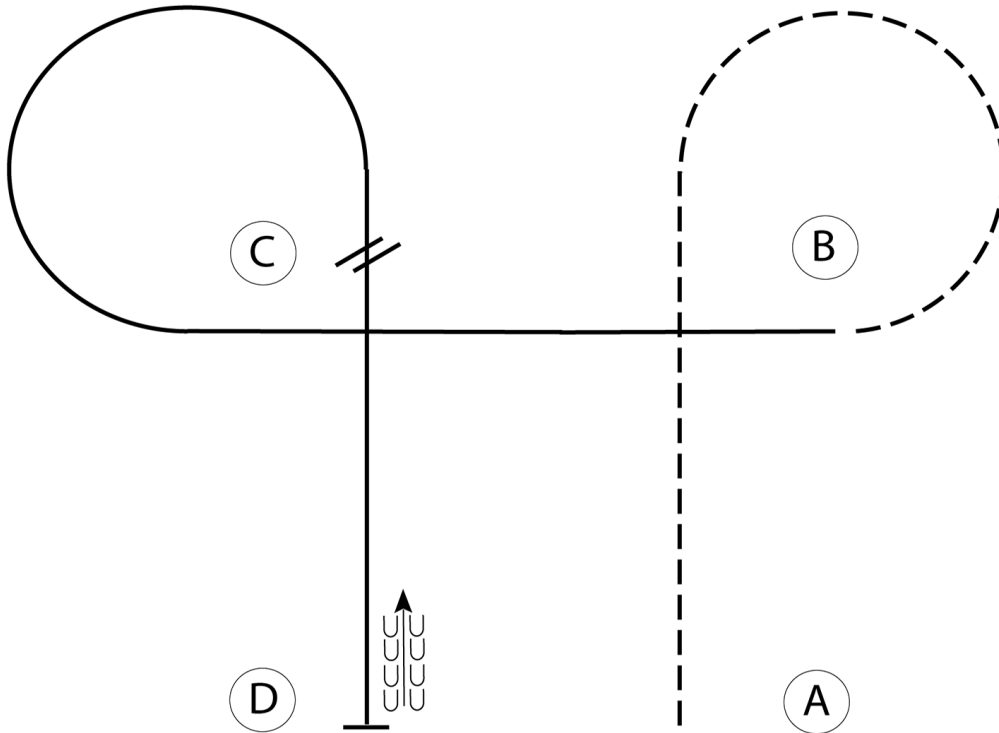
[S/WT-42]

Pattern Provided by:
Happy New Year!

January Horseplay

Western Equitation (#56 W/J/L Pattern Class)

Show Date: 01/14/2012



Be ready at A.

1. Jog A to B.
2. Jog a circle around B.
3. At B, lope on the right lead to C.
4. Lope a circle around C.
5. At C, perform a simple lead change and continue to D.
6. At D, stop and back one horse length.

Follow the instructions of your ring steward.

Walk	-----
Jog	-----
Extended Jog	-----
Lope	—————
Leg Yield	
Lead Change	— / —
Back	← ⊂ ⊂ ⊂ ⊂ ⊂
Marker	⊙ B
Sidepass	←-----→

[WH/2-13]

Pattern Provided by:

Happy New Year!

www.HorseShowPatterns.com

www.HorseShowPatterns.com

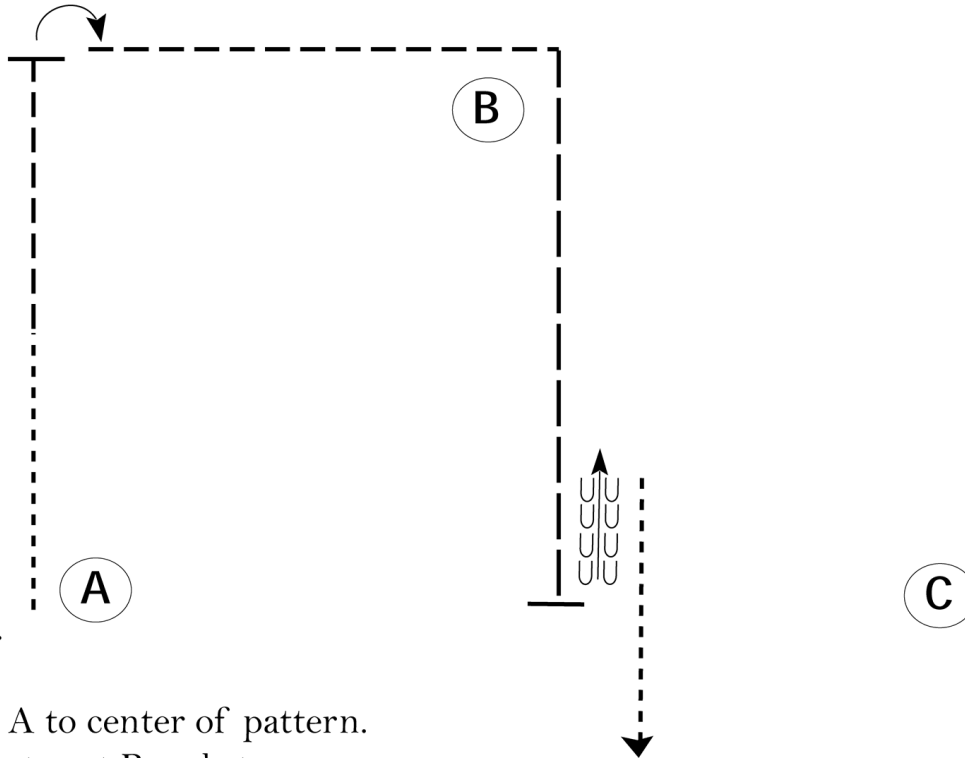
January Horseplay

Western Equitation (#34 W/J Pattern)

Show Date: 01/14/2012

w w w . H o r s e S h o w P a t t e r n s . c o m

w w w . H o r s e S h o w P a t t e r n s . c o m



Be ready at A.

1. Walk from A to center of pattern.
2. Jog until just past B and stop.
3. Turn 1/4 turn to the right.
4. Jog to and around B.
5. Extended jog until even with A and C.
6. Stop and back approximately one horse length.
7. Walk off straight past C.

Pattern is over once you pass C at the walk.

Follow the directions of your ring steward.

Walk
Jog	-----
Extended Jog	- - - - -
Lope	—————
Lead Change	↘
Back	← — — — —
Marker	⊙ B

[WH/WT-81]

Pattern Provided by:

Happy New Year!